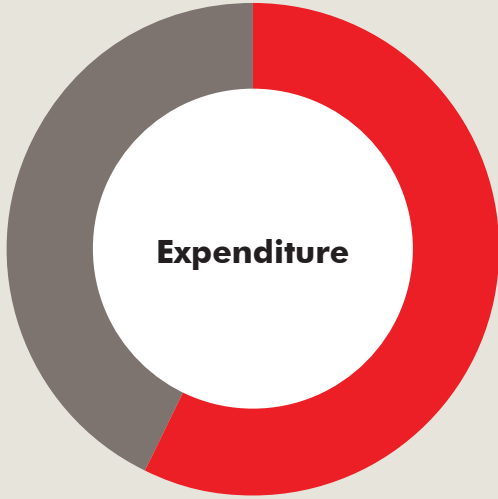


Financial profile

Income	£000
● Academic Fees and Education Contracts	18,510
● Other Operating Income	21,008
● Funding Council Grants	7,407
● Research Grants and Contracts	130
Total 2024/25	47,055
Total 2023/24	42,414



Expenditure	£000
● Staff Costs	28,805
● Other Operating Expenses	21,475
Total 2024/25	50,280
Total 2023/24	44,009



Deficit for the Year met by the City of London Corporation from its City's Estate Fund	£000
Surplus/(deficit) 2024/25	(3,225)
Surplus/(deficit) 2023/24	(1,595)

Higher education student profiles

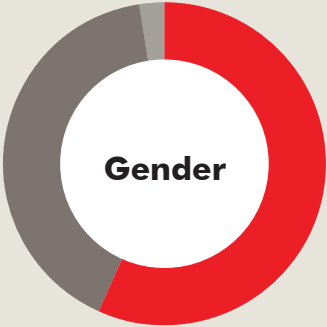
Qualifications

Qualifications awarded for 2024/25 cycle (as at November 2025)	
Bachelors degrees (excluding Ordinary degrees)	174
Masters degrees	174
Artist Diplomas	0
Total 2024/25	348
Total 2023/2024	338

Undergraduate student cohort

Programme	Total (FTE)
BA in Acting	82
BA in Production Arts	134
BA in Digital Design & Production	9
BMus	433
Total 2024/25	658
Total 2023/24	653

Undergraduate student cohort



- 52.4% Male
- 45.2% Female
- 2.4% Other



- 71.6% White
- 27.9% Black, Asian, ethnically diverse
- 0.5% Not known/information refused



- 25.5% Declared
- 74.5% Undeclared

Higher education student profiles

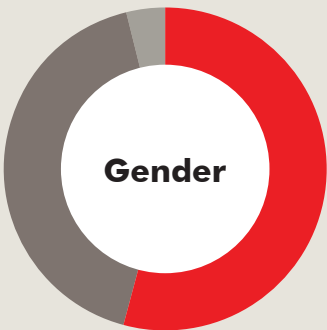
Postgraduate student cohort

Programme	Total (FTE)
MA in Collaborative Theatre Production & Design	10
Artist Diploma	41
Extended Guildhall Artist Masters	4
Guildhall Artist Masters	213
MA in Opera Making & Writing	6
MA in Music Therapy	24
PGCert in Performance Teaching	6.5
MPhil/DMus/PhD	33.8
Total 2024/25	338.3
Total 2023/24	339.9

Other

Programme	
Advanced Certificate	16
UG/PG Short Term	1.5
Total 2024/25	17.5
Total 2023/24	16

Postgraduate student cohort



- 54.2% Female
- 42% Male
- 3.8% Other



- 67% White
- 29.7% Black, Asian, ethnically diverse
- 3.3% Not known/information refused



- 12.7% Declared
- 87.3% Undeclared

Guildhall Young Artists student profile

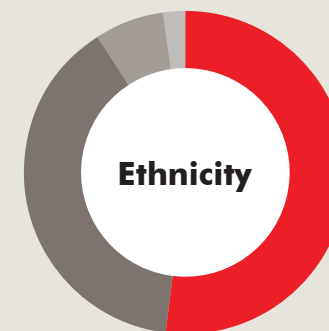
Student cohort 2023/24

Centres

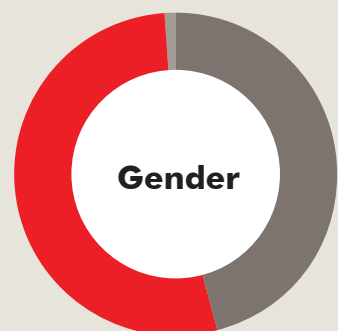
Junior Guildhall	676
Centre for Young Musicians	475
London Schools Symphony Orchestra	90
Kings Cross	168
Norwich Centre	170
Taunton Centre	136
Online Centre	134
Total 2023/24	1849
Total 2022/23	1699



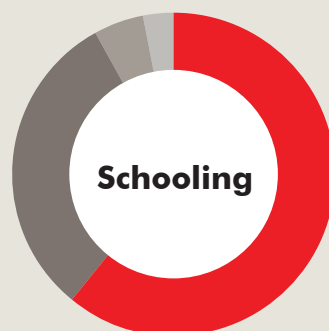
- 9% Disabled or learning disability
- 71% None
- 20% Not known/information refused



- 52% White
- 39% Black, Asian, ethnically diverse
- 7% Not known/information refused
- 2% Other



- 53% Female
- 46% Male
- 1% Not known



- 61% State
- 31% Independent
- 5% Home schooled
- 3% Other



- 22% Yes
- 78% No

LSSO data is not included in gender, schooling, disability, ethnicity and bursary profiles